



**STRAIGHT SIDE PRESS  
DOUBLE CRANK**  
BXH2 Series





**SBPPL**

## STRAIGHT SIDE DOUBLE CRANK PRESS BXH2 SERIES

# FEATURES

- High rigid symmetrical structure design most suitable for progressive and general die application.
- Opposed rotation crank to minimize side thrust force results best suitable for off center load
- A heavy duty dynamically balanced single disk combined clutch and break.
- Monitored forced automatic grease lubrication system
- User friendly simple and easy operation electrical and pneumatic controls.

### **Standard Accessory:**

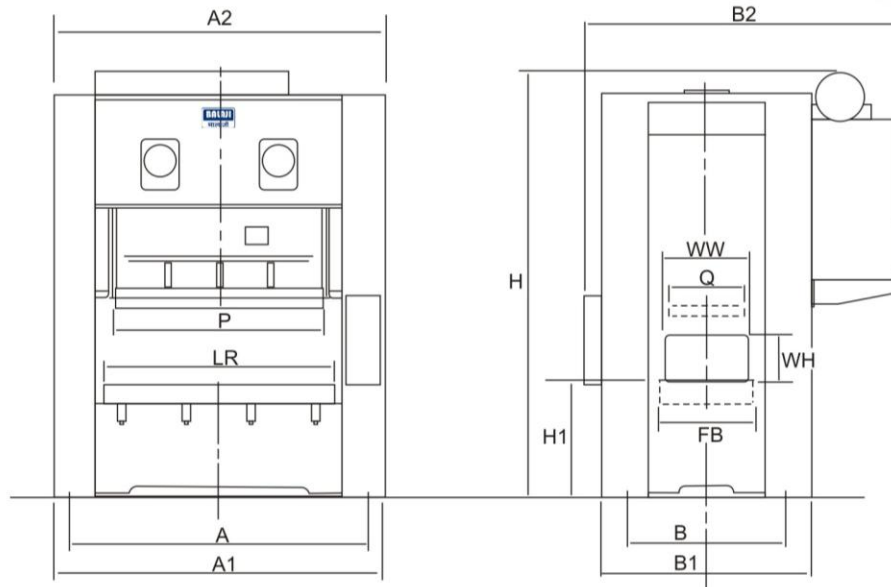
- 1- Main Motor
- 2- Press Control System (BPC-3.1)  
Touch Screen Panel Display With Error Message  
Digital Crank Angle Indicator
- 3- Automatic Grease Lubrication Device
- 4- Hydraulic Overload Protector
- 5- Motorized Slide Adjustment
- 6- Shut Height Indicator
- 7- Production Counter
- 8- Dual Solenoid Valve
- 9- Programmable cam switch
- 10- Counter Balance For Slide
- 11- Portable Operation Stand

### **Optional Accessory:**

- 1- Pneumatic Die Cushion
- 2- Photo Electrical Safety Device
- 3- Anti Vibration Mount
- 4- Foot Switch
- 5- Knockout Device
- 6- Quick Die Change System
- 7- Variable Speed Drive
- 8- Coil And Strip Feeder



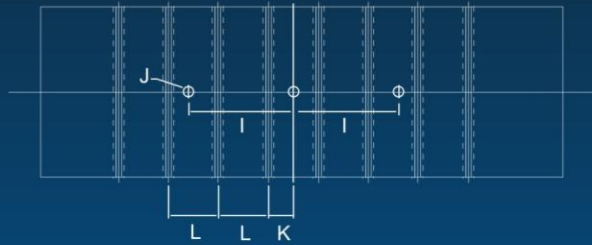
# STRAIGHT SIDE DOUBLE CRANK PRESS BXH2 SERIES



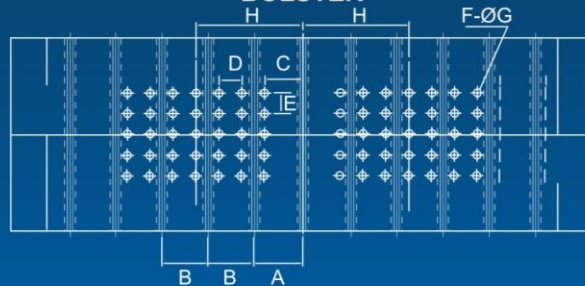
## MAIN SPECIFICATIONS

Description		BXH2-160	BXH2-200	BXH2-250	BXH2-300	BXH2-400
CAPACITY		160T	200T	250T	300T	400T
STROKE LENGTH(SL)	MM	160	200	220	250	250
SPEED	SPM	40	35	30	25	20
RATED DISTANCE	MM	6	6	6	7	7
BOLESTER AREA(LR X FB)	MM	1800 X 760	2150 X 840	2400 X 900	2600 X 1000	2600 X 1000
BOLESTER THICKNESS (TH)	MM	160	170	180	200	200
SHUT HEIGHT (SH)	MM	450	500	500	550	550
SLIDE AREA(P X Q)	MM	1500 X 580	1850 X 650	2100 X 700	2400 X 800	2400 X 800
SLIDE ADJUSTMENT	MM	100	110	120	130	130
WINDOW IN UPRIGHT(WW X WH)	MM	600 X 320	700 X 350	800 X 350	900 X 400	900 X 400
MAIN MOTOR	HP	20	25	30	40	50
FLOOR TO BOLSTER(H1)	MM	900	1000	1000	1100	1100
ANCHOR BOLT SIZE (A X B)	MM	2270 X 1300	2600 X 1400	2900 X 1500	3260 X 1600	3300 X 1700
FOOT SIZE(A1 X B1)	MM	2550 X 1650	2900 X 1750	3200 X 1850	3500 X 1950	3550 X 2050
OVERALL SPACE (A2 X B2)	MM	2550 X 2350	2900 X 2550	3200 X 2700	3500 X 2850	3550 X 2950
OVERALL HEIGHT(H)	MM	3210	3700	4000	4300	4300
DIE CUSHION CAPACITY		8 X 2	10 X 2	14 X 2	14 X 2	14 X 2
STROKE	MM	90	110	120	130	130
PAD AREA		560 X 370 X 2	640 X 450 X 2	640 X 450 X 2	640 X 450 X 2	640 X 450 X 2

### SLIDE SURFACE



### BOLSTER



Model	BX2-160	BX2-200	BX2-250	BX2-300	BX2-400
A	200	215	235	235	235
B	200	220	220	220	220
C	150	160	180	180	180
D	100	100	100	100	100
E	100	100	100	100	100
F	6x4x2	7x5x2	7x5x2	7x5x2	7x5x2
G	32	32	32	32	32
H	400	490	510	510	510
I	400	450	450	450	450
J	50	50	50	50	50
K	100	110	120	120	120
L	200	220	240	240	240
M	28	28	28	28	28
N	30	30	30	30	30
P	20	20	20	20	20
Q	48	48	48	48	48

Manufactured by :

**SHRI BALAJI PRESSES PVT. LTD.**

C-96, Sector-1, Tala Nagri, Ramghat road  
Aligarh-202001 (U.P.) INDIA

Ph.: +91 571 2780033, 2780044, 9568651222

email.: info@sbppl.in, balajipresses@gmail.com

